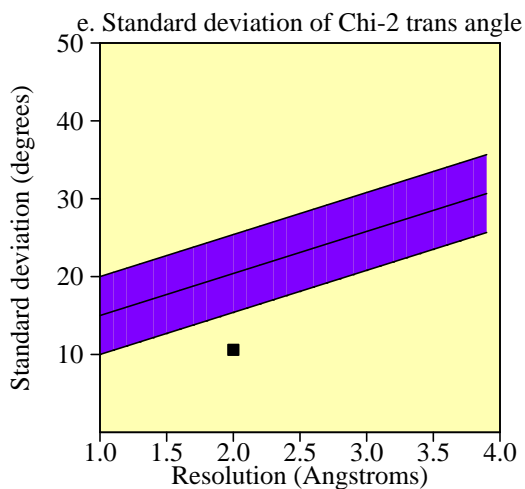
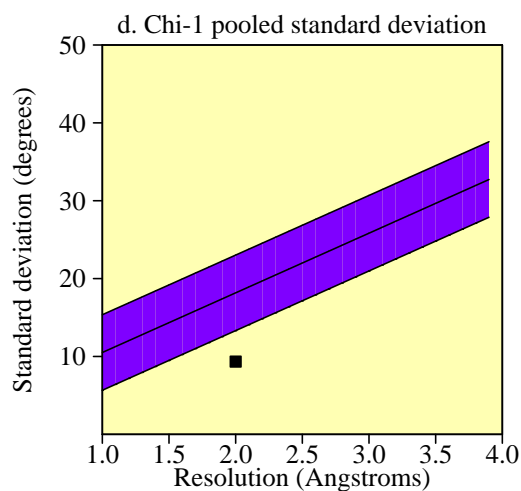
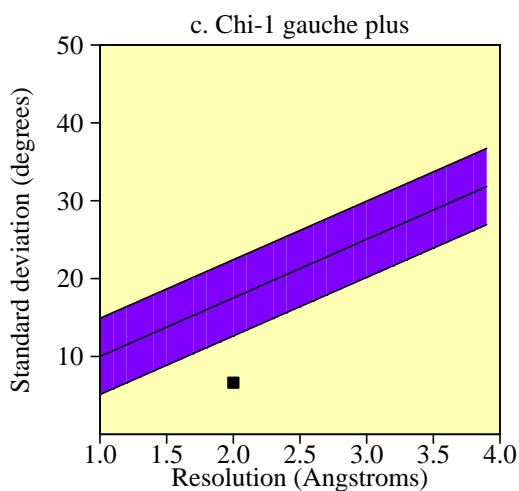
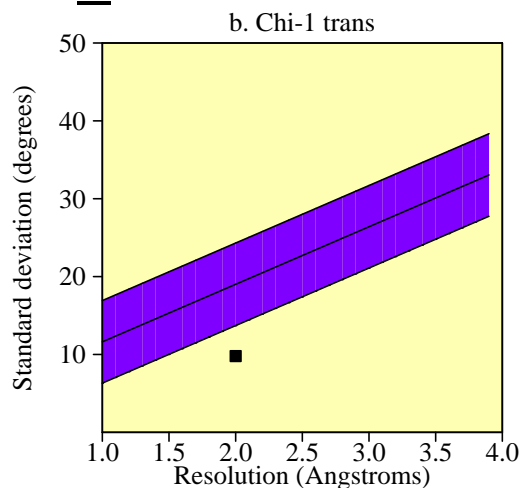
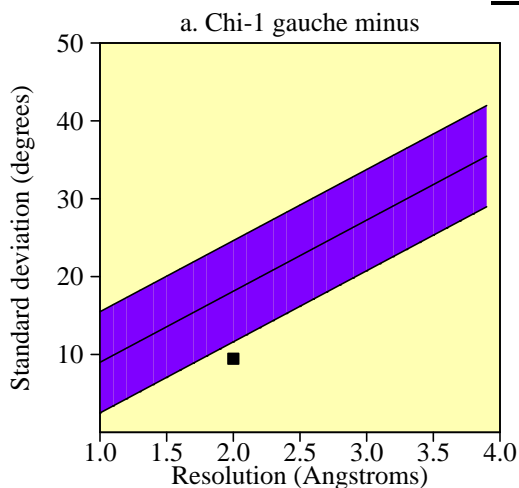


Side-chain parameters

23_128_72



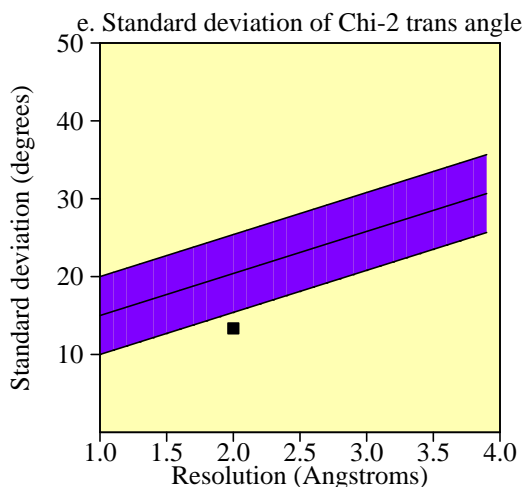
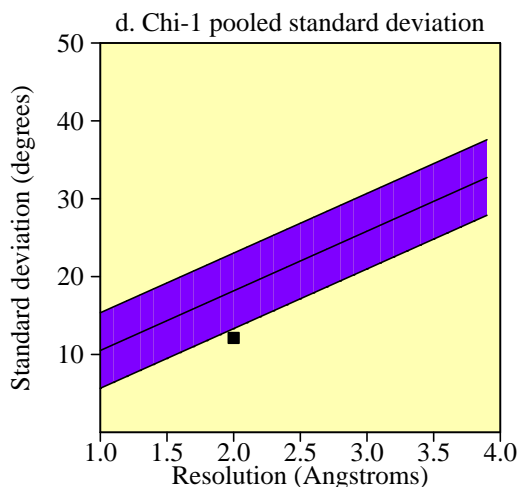
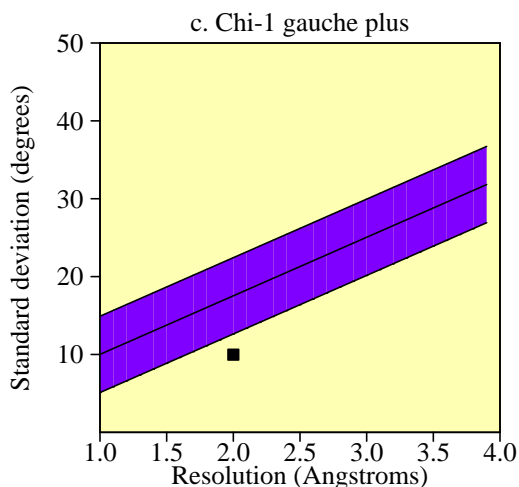
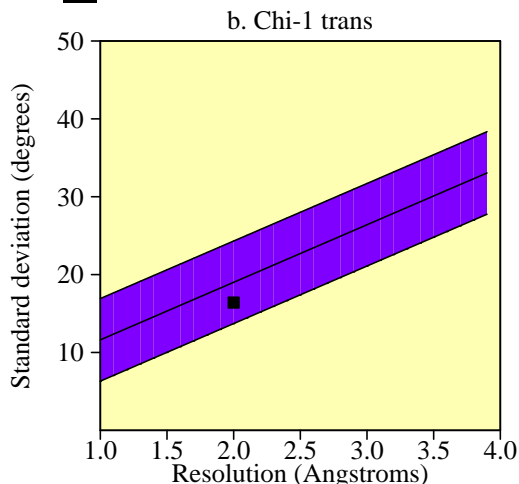
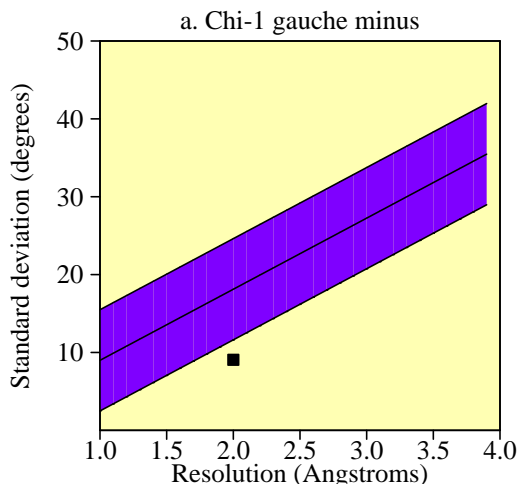
23_128_72

Plot statistics

Stereochemical parameter	No. of data pts	Parameter value	Comparison values		No. of band widths from mean	
			Typical value	Band width		
a. Chi-1 gauche minus st dev	42	9.5	18.1	6.5	-1.3	BETTER
b. Chi-1 trans st dev	54	9.8	19.0	5.3	-1.7	BETTER
c. Chi-1 gauche plus st dev	93	6.6	17.5	4.9	-2.2	BETTER
d. Chi-1 pooled st dev	189	9.3	18.2	4.8	-1.8	BETTER
e. Chi-2 trans st dev	49	10.6	20.4	5.0	-2.0	BETTER

Side-chain parameters

Model_12



Model_12

Plot statistics

Stereochemical parameter	No. of data pts	Parameter value	Comparison values		No. of band widths from mean	
			Typical value	Band width		
a. Chi-1 gauche minus st dev	30	9.1	18.1	6.5	-1.4	BETTER
b. Chi-1 trans st dev	54	16.4	19.0	5.3	-0.5	Inside
c. Chi-1 gauche plus st dev	70	10.0	17.5	4.9	-1.5	BETTER
d. Chi-1 pooled st dev	154	12.1	18.2	4.8	-1.2	BETTER
e. Chi-2 trans st dev	46	13.4	20.4	5.0	-1.4	BETTER