

Cranial

Lateral

Caudal

Medial

PC1



Min.

Max.



Min.

Max.



Min.

Max.



Min.

Max.

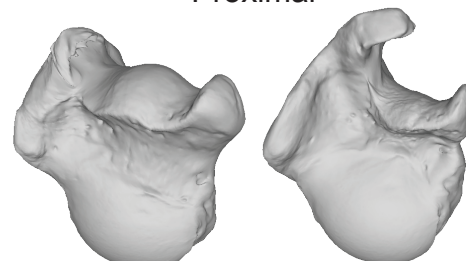
PC2



Proximal

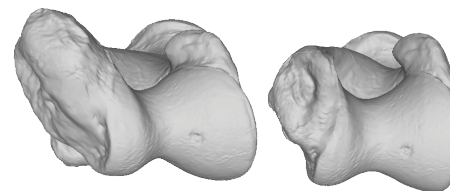
Distal

PC1



Min.

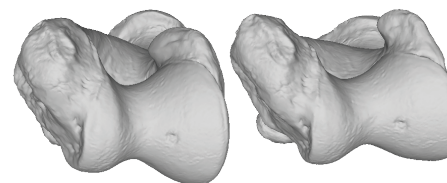
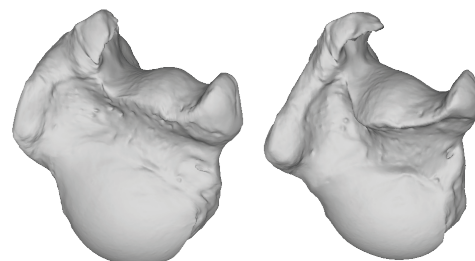
Max.



Min.

Max.

PC2



Humerus

Dorsal

Lateral

Palmar

Medial

PC1



Min.

Max.

Min.

Max.

Min.

Max.

Min.

Max.

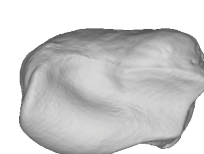
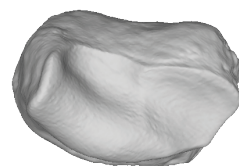
PC2



Proximal

Distal

PC1



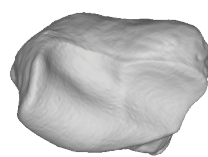
Min.

Max.

Min.

Max.

PC2



Radius

Dorsal

Lateral

Palmar

Medial

PC1



Min.

Max.

Min.

Max.

Min.

Max.

Min.

Max.

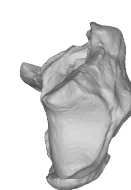
PC2



Proximal

Distal

PC1



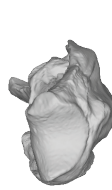
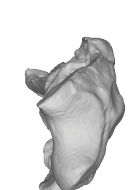
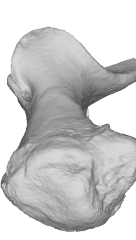
Min.

Max.

Min.

Max.

PC2



Ulna

Cranial

Lateral

Caudal

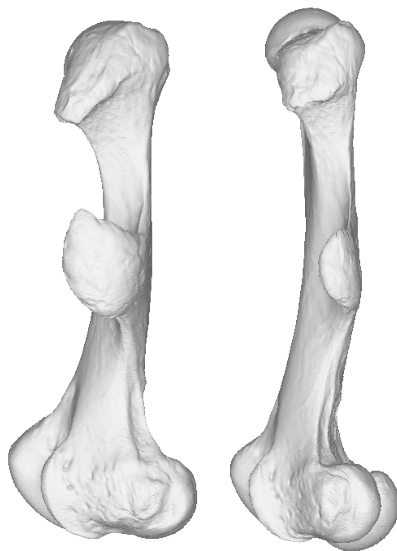
Medial

PC1



Min.

Max.



Min.

Max.



Min.

Max.



Min.

Max.

PC2



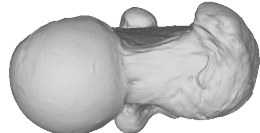
Proximal

Distal

PC1



Min.



Max.

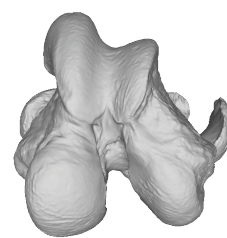
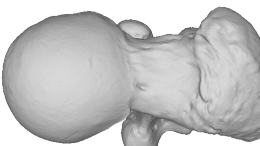


Min.



Max.

PC2



Femur

Cranial

Lateral

Caudal

Medial

PC1



Min.

Max.



Min.

Max.



Min.

Max.



Min.

Max.

PC2



Proximal

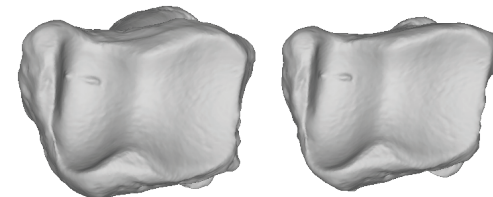
Distal

PC1



Min.

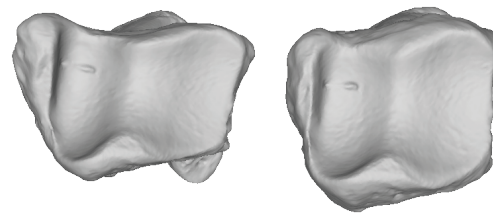
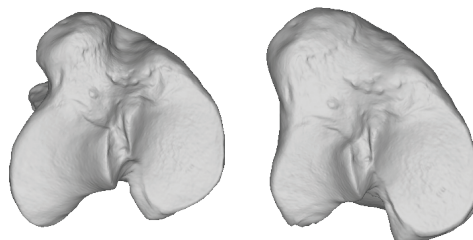
Max.



Min.

Max.

PC2



Tibia

Cranial

Lateral

Caudal

Medial

PC1



Min.

Max.

Min.

Max.

Min.

Max.

Min.

Max.

Proximal

Distal

Fibula



Min.

Max.

Min.

Max.

Cranial

Lateral

Caudal

Medial

PC2



Min.

Max.

Min.

Max.

Min.

Max.

Min.

Max.


PC3



Proximal

Distal

PC2



Min.

Max.

Min.

Max.

Fibula

PC3

