

Supplementary Figure S3 - Replicate Western Blots of STAT1 – Original Images Figs 2-4

Figure 2A

OSM	+	+	+	-
OSM (ng/ml)	50	50	50	50
Time (hr)	6	0.5	1	0



Replicate 2

Figure 2C

Replicate 2

OSM (50ng/ml)	+	+	+	+	-	-
Vanadate (μ M)	10	30	100	0	30	0



Replicate 3

OSM (50ng/ml)	+	+	+	+	-	-
Vanadate (μ M)	10	30	100	0	30	0

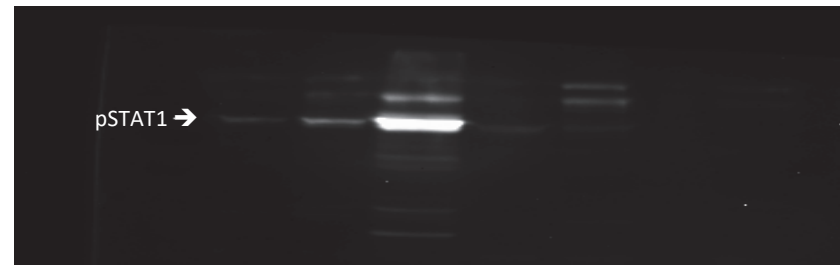


Figure 3A Replicate 2

	<u>NSC</u>	<u>JTT</u>	<u>NSC</u>	<u>JTT</u>	<u>No inhibitor</u>
OSM	+	+	-	-	+



NSC-87877 and JTT-551 treated at 100 μ M

Figure 3B Replicate 2 with inverted image

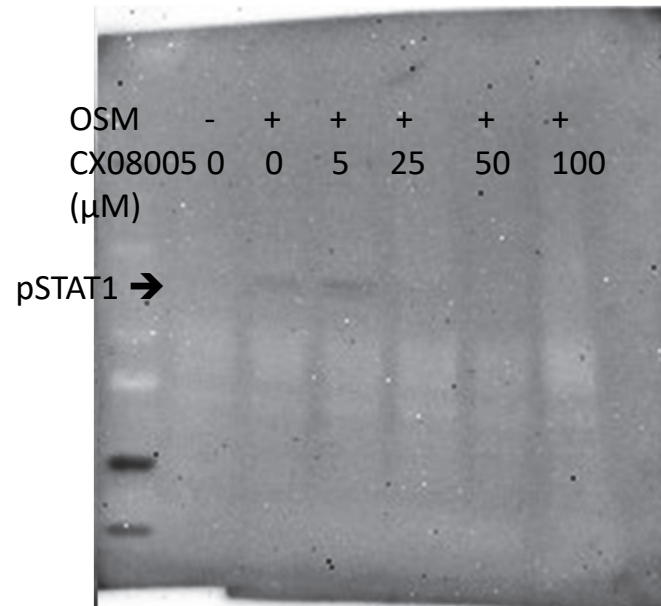


Figure 4A


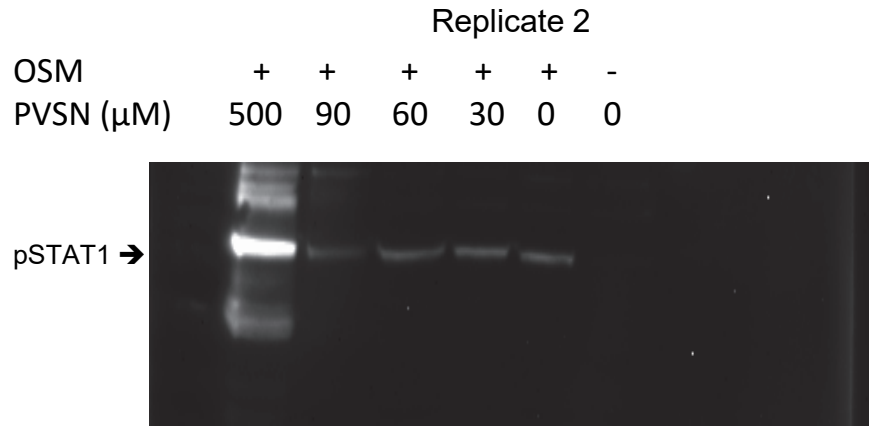


Figure 4B

