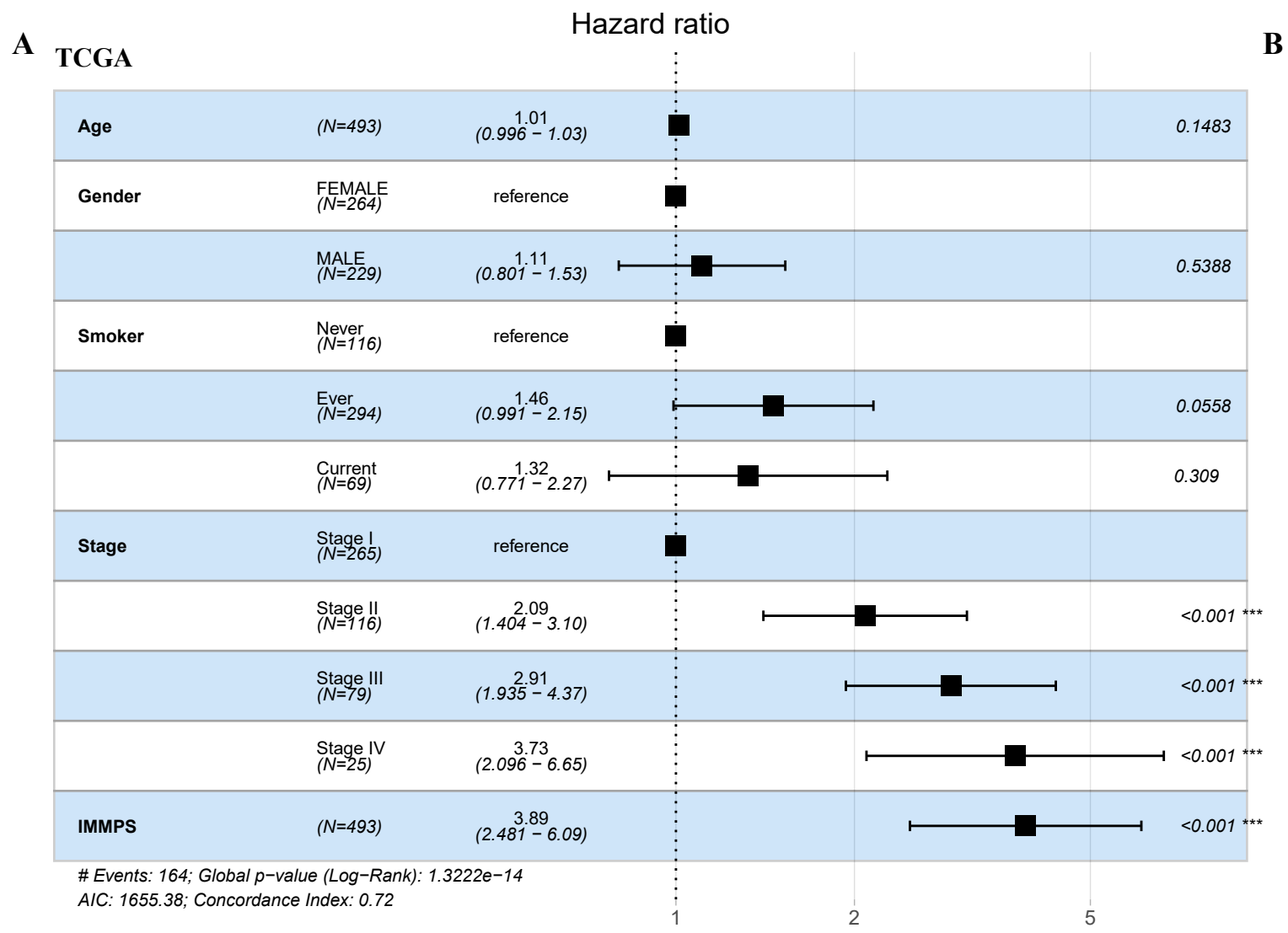
A
TCGA
Hazard ratio
Age (N=493) 1.01 (0.996 − 1.03) 0.1483
Gender FEMALE (N=264) reference
MALE (N=229) 1.11 (0.801 − 1.53) 0.5388
Smoker Never (N=116) reference
Ever (N=294) 1.46 (0.991 − 2.15) 0.0558
Current (N=69) 1.32 (0.771 − 2.27) 0.309
Stage Stage I (N=265) reference
Stage II (N=116) 2.09 (1.404 − 3.10) <0.001 ***
Stage III (N=79) 2.91 (1.935 − 4.37) <0.001 ***
Stage IV (N=25) 3.73 (2.096 − 6.65) <0.001 ***
IMMPS (N=493) 3.89 (2.481 − 6.09) <0.001 ***
Events: 164; Global p−value (Log−Rank): 1.3222e−14
AIC: 1655.38; Concordance Index: 0.72
1 2 5

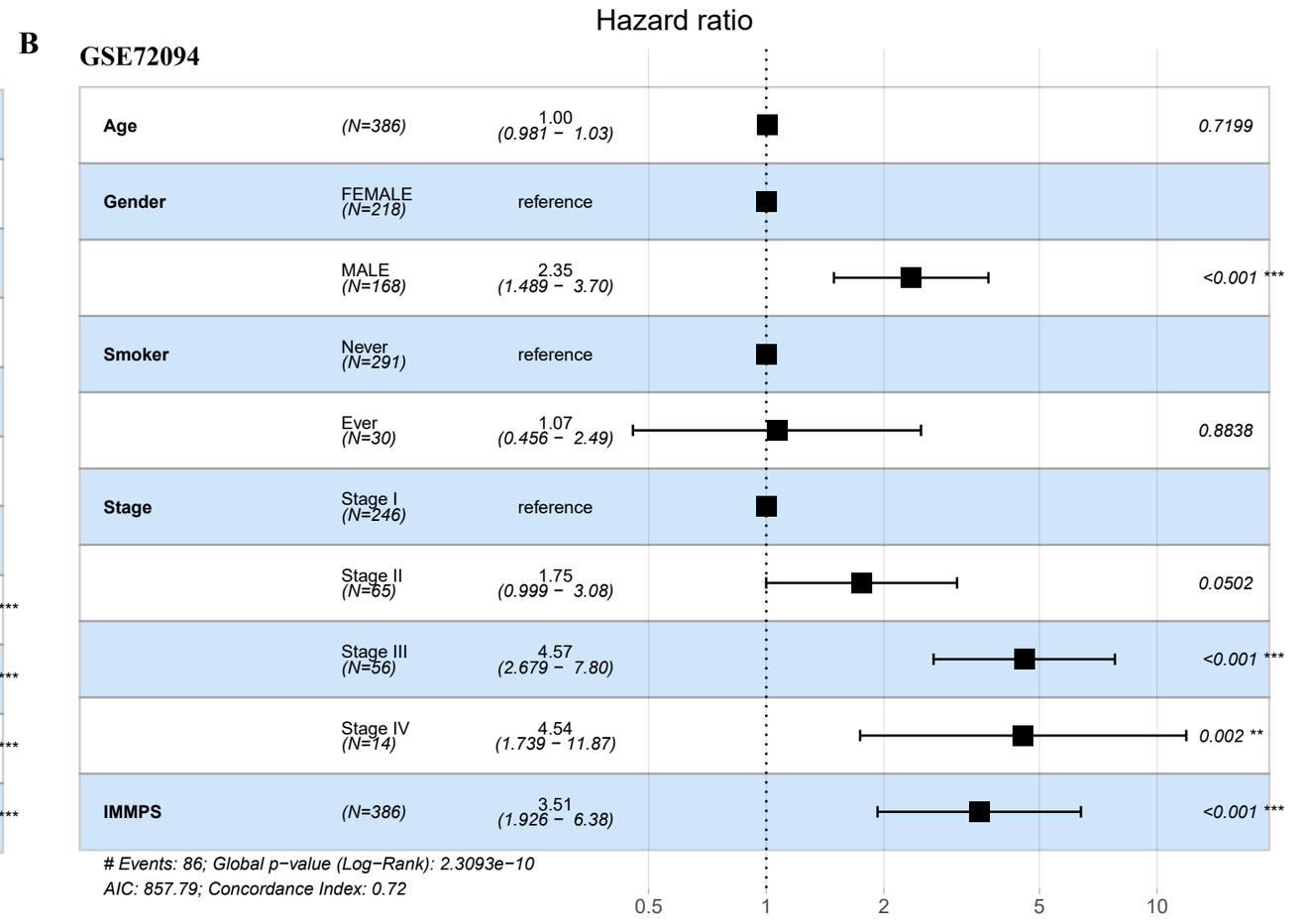
B
GSE72094
Hazard ratio
Age (N=386) 1.00 (0.981 − 1.03) 0.7199
Gender FEMALE (N=218) reference
MALE (N=168) 2.35 (1.489 − 3.70) <0.001 ***
Smoker Never (N=291) reference
Ever (N=30) 1.07 (0.456 − 2.49) 0.8838
Stage Stage I (N=246) reference
Stage II (N=65) 1.75 (0.999 − 3.08) 0.0502
Stage III (N=56) 4.57 (2.679 − 7.80) <0.001 ***
Stage IV (N=14) 4.54 (1.739 − 11.87) 0.002 **
IMMPS (N=386) 3.51 (1.926 − 6.38) <0.001 ***
Events: 86; Global p−value (Log−Rank): 2.3093e−10
AIC: 857.79; Concordance Index: 0.72
0.5 1 2 5 10

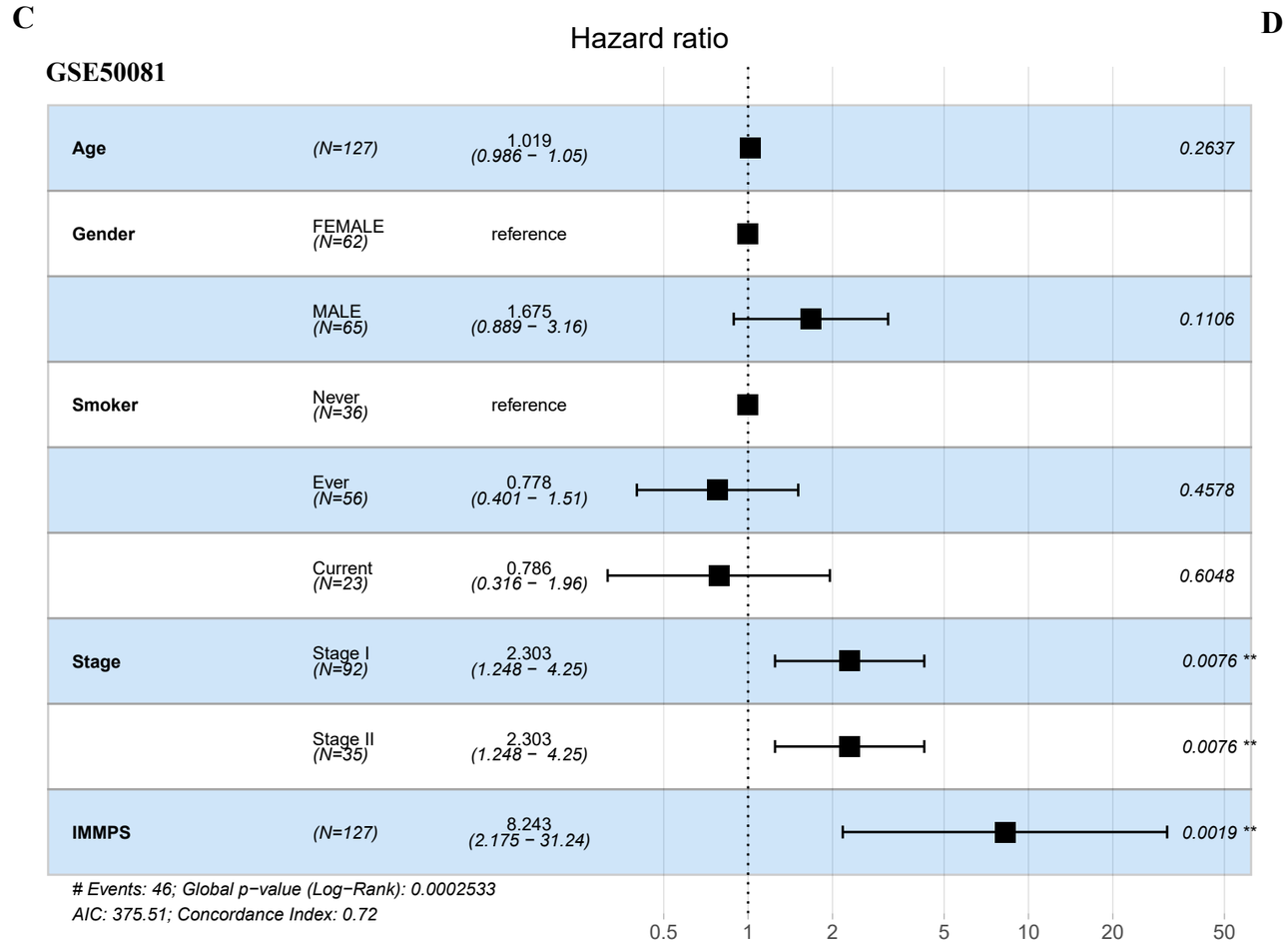
C
GSE50081
Hazard ratio
Age (N=127) 1.019 (0.986 − 1.05) 0.2637
Gender FEMALE (N=62) reference
MALE (N=65) 1.675 (0.889 − 3.16) 0.1106
Smoker Never (N=36) reference
Ever (N=56) 0.778 (0.401 − 1.51) 0.4578
Current (N=23) 0.786 (0.316 − 1.96) 0.6048
Stage Stage I (N=92) 2.303 (1.248 − 4.25) 0.0076 **
Stage II (N=35) 2.303 (1.248 − 4.25) 0.0076 **
IMMPS (N=127) 8.243 (2.175 − 31.24) 0.0019 **
Events: 46; Global p−value (Log−Rank): 0.0002533
AIC: 375.51; Concordance Index: 0.72
0.5 1 2 5 10 20 50

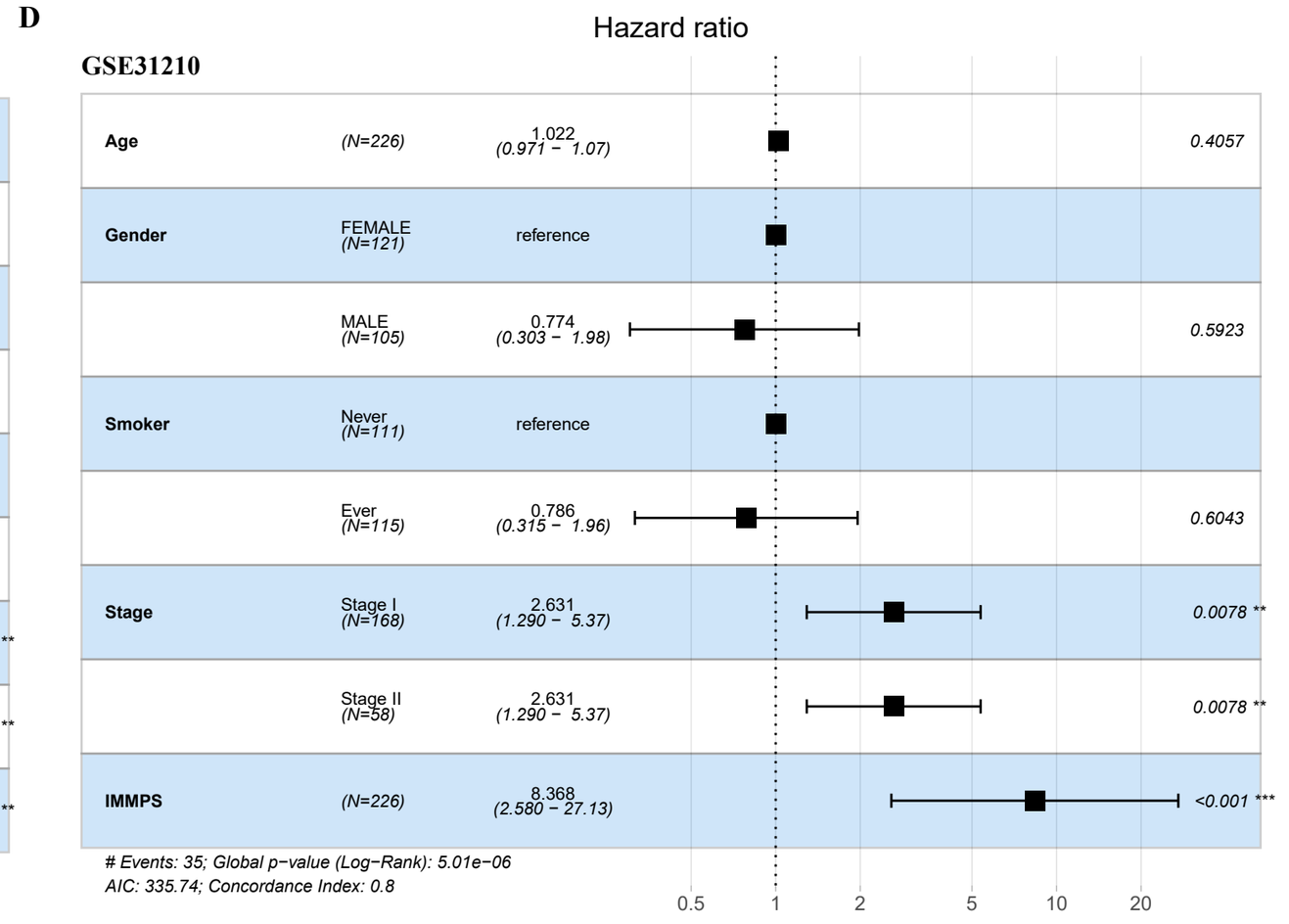
D
GSE31210
Hazard ratio
Age (N=226) 1.022 (0.971 − 1.07) 0.4057
Gender FEMALE (N=121) reference
MALE (N=105) 0.774 (0.303 − 1.98) 0.5923
Smoker Never (N=111) reference
Ever (N=115) 0.786 (0.315 − 1.96) 0.6043
Stage Stage I (N=168) 2.631 (1.290 − 5.37) 0.0078 **
Stage II (N=58) 2.631 (1.290 − 5.37) 0.0078 **
IMMPS (N=226) 8.368 (2.580 − 27.13) <0.001 ***
Events: 35; Global p−value (Log−Rank): 5.01e−06
AIC: 335.74; Concordance Index: 0.8
0.5 1 2 5 10 20

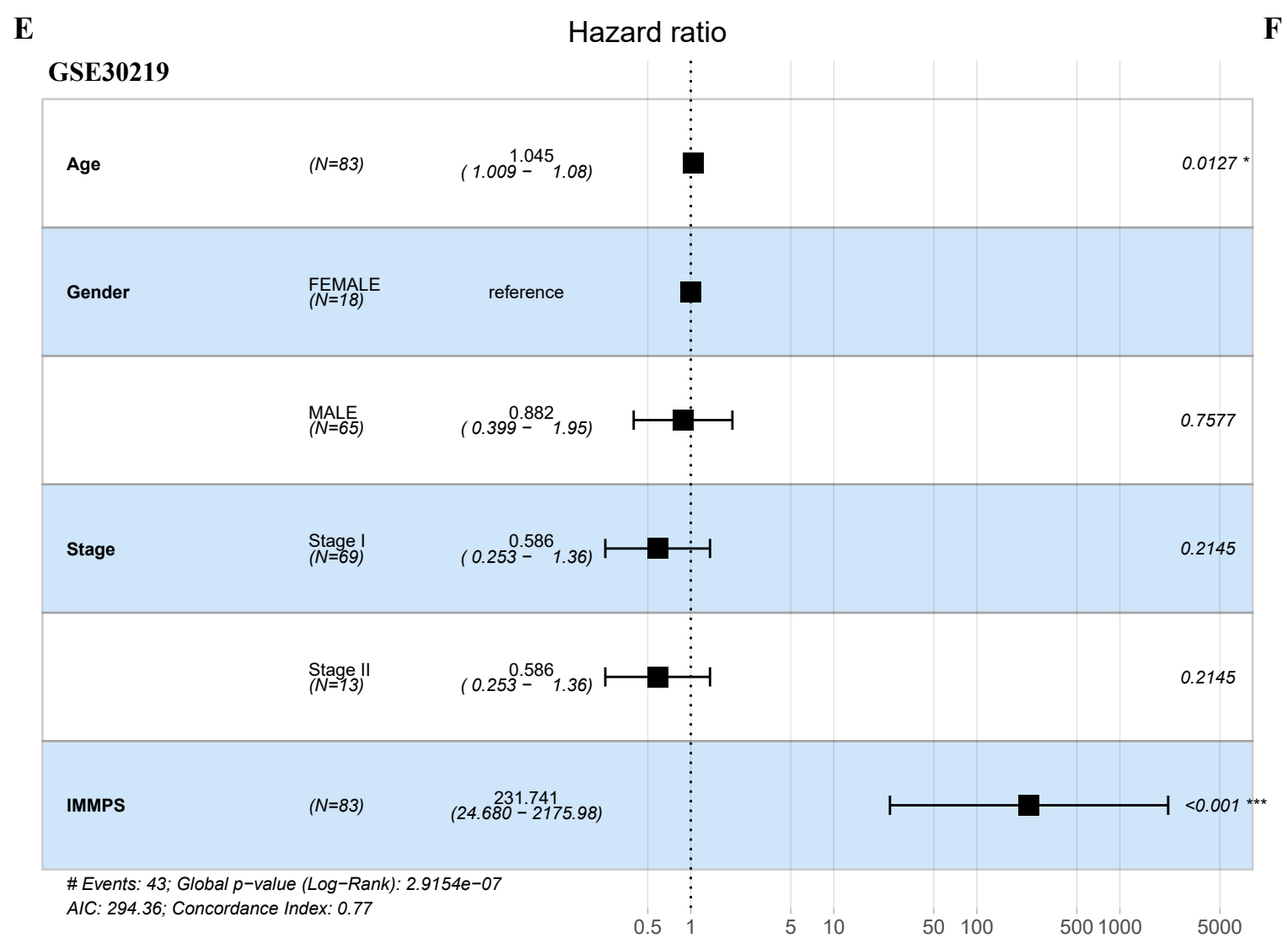
E
GSE30219
Hazard ratio
Age (N=83) 1.045 (1.009 − 1.08) 0.0127 *
Gender FEMALE (N=18) reference
MALE (N=65) 0.882 (0.399 − 1.95) 0.7577
Stage Stage I (N=69) 0.586 (0.253 − 1.36) 0.2145
Stage II (N=13) 0.586 (0.253 − 1.36) 0.2145
IMMPS (N=83) 231.741 (24.680 − 2175.98) <0.001 ***
Events: 43; Global p−value (Log−Rank): 2.9154e−07
AIC: 294.36; Concordance Index: 0.77
0.5 1 5 10 50 100 500 1000 5000

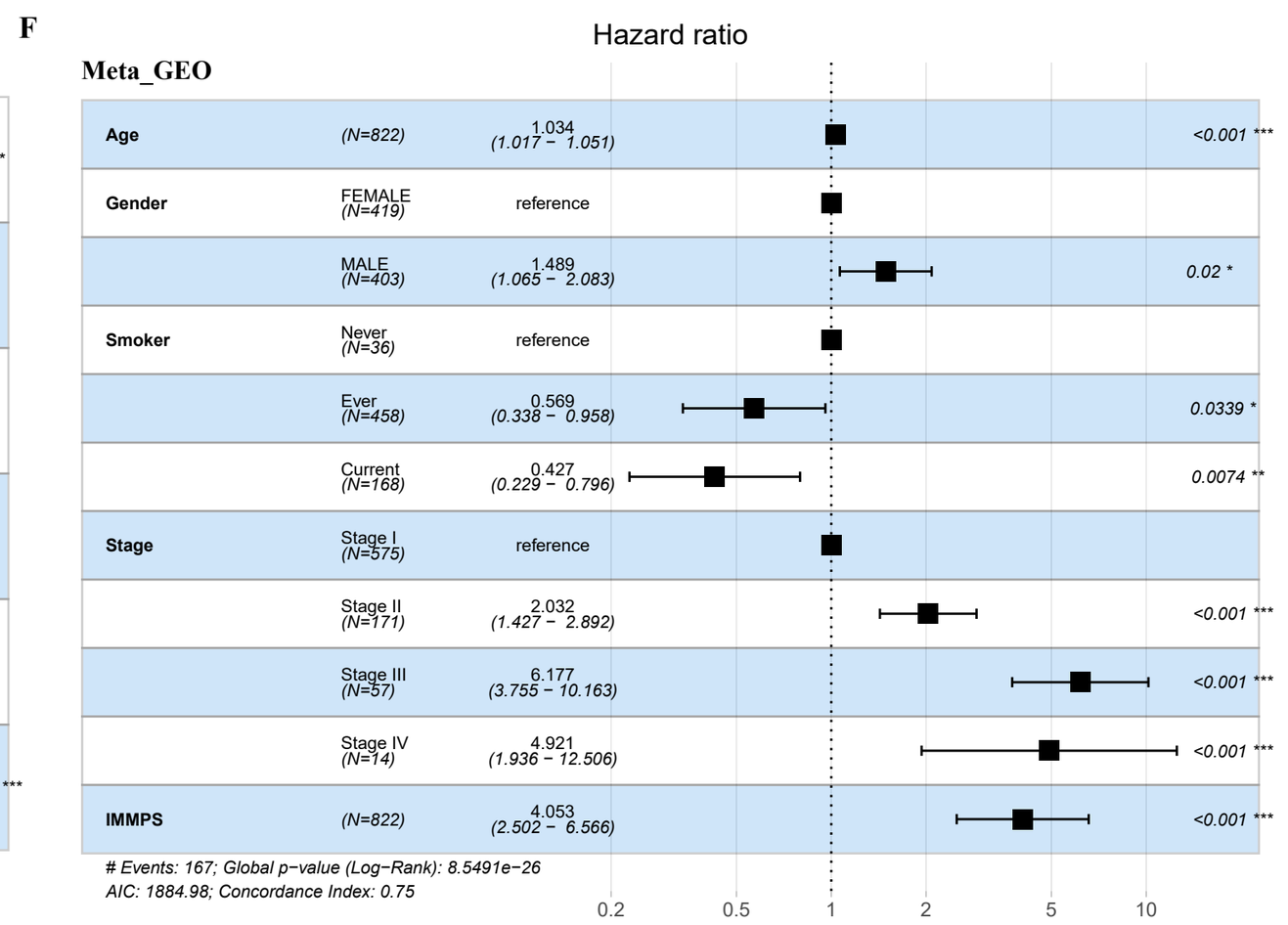
F
Meta_GEO
Hazard ratio
Age (N=822) 1.034 (1.017 − 1.051) <0.001 ***
Gender FEMALE (N=419) reference
MALE (N=403) 1.489 (1.065 − 2.083) 0.02 *
Smoker Never (N=36) reference
Ever (N=458) 0.569 (0.338 − 0.958) 0.0339 *
Current (N=168) 0.427 (0.229 − 0.796) 0.0074 **
Stage Stage I (N=575) reference
Stage II (N=171) 2.032 (1.427 − 2.892) <0.001 ***
Stage III (N=57) 6.177 (3.755 − 10.163) <0.001 ***
Stage IV (N=14) 4.921 (1.936 − 12.506) <0.001 ***
IMMPS (N=822) 4.053 (2.502 − 6.566) <0.001 ***
Events: 167; Global p−value (Log−Rank): 8.5491e−26
AIC: 1884.98; Concordance Index: 0.75
0.2 0.5 1 2 5 10